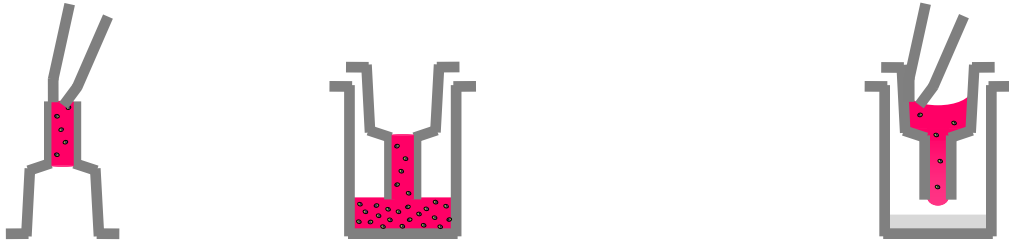


IMAPlate™ 5RC96 Application – Cell Culture (1)

(a user friendly “hanging drop” device)

Preparation of Spheroids and Embryonic Body

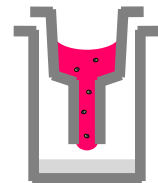
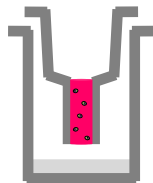


Add single-cell suspension prepared in culture medium

pipetting

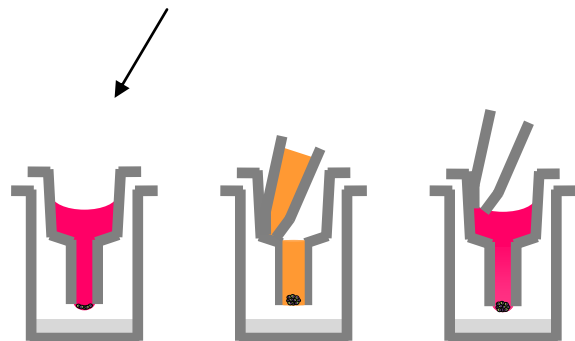

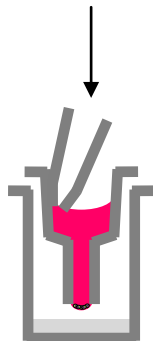
touch-loading

pipetting



Place on a 96-well plate, which is used as a stand, containing small amount of H₂O in each well to prevent medium evaporation. Allow the cell to set down for a few minutes.

Place on a shaker and slowly shake to allow all cells to set down in the capillarity chamber.



After cell setting down, add more culture medium to the non-capillarity reservoir.

Incubate and change culture medium every two to three days. Check the formation of spheroids or EB under inverted-microscope.